

Koroseal Wall Protection Systems

Korogard® Protective Wallcoverings



KOROGARD Protective Wallcoverings are engineered with quality in every detail. **KOROGARD** Wallcoverings are manufactured using a rigid **KOROGARD** substrate sheet designed for use in high-traffic areas that are subject to abuse from impact, gouges, and scratches. **KOROGARD** extends the life cycle of walls and reduces maintenance costs from repairs and repetitive labor like painting.

KOROGARD Wallcoverings are available in five thicknesses and in sheets or rolls (see **KOROGARD** Protective Wallcovering section). Protective Wallcoverings can be specified as **KOROGARD ETS**, sheets which are manufactured with a unique blend of high-performance materials. *ETS* sheets are available in eight select colors with a thickness of .050". A multitude of standard colors are available with standard **KOROGARD** wallcoverings and custom colors can be created to your specification.

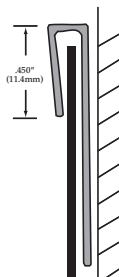
Each **KOROGARD** sheet is manufactured with color throughout the entire thickness of the sheet so that minor scratches or dents will not be visible. **KOROGARD** Protective Wallcoverings are designed to coordinate and complement all **KOROGARD** Wall Protection Products and **KOROSEAL®** Wallcoverings. Moldings and caulk are available to ensure accurate color matching and a finished look.

KOROGARD is chemical- and stain-resistant to prevent discoloration and surface damage from strong cleansing agents. **KOROGARD** Protective Wallcoverings are fire rated for Surface Burning Characteristics as classified by Underwriters Laboratories, Inc. and meet national building code standards.

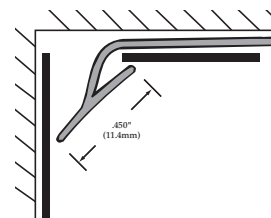
For more information on **KOROGARD** Protective Wallcoverings, contact your local **KOROGARD** distributor or call 800-628-0449.

KOROGARD PROTECTIVE WALLCOVERING ACCESSORY ITEMS

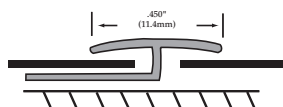
M082	J-Molding [0.028" (0.71mm)-0.080" (2.03mm)]
M083	Inside Corner Molding [0.028" (0.71mm)-0.080" (2.03mm)]
M085	Outside Corner Molding [0.028" (0.71mm)-0.080" (2.03mm)]
M087	Divider Bar [0.028" (0.71mm)-0.040" (1.02mm)]
M088	Divider Bar [0.050" (1.52mm)-0.080" (2.03mm)]
C100	Color-Matched Caulk
R333	Heavy Pressure Roller



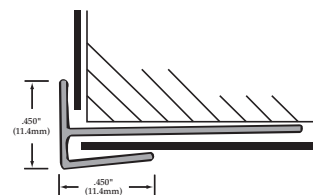
82 J-Molding



83 Inside Corner



87/88 Divider Bar



85 Outside Corner

Product Guide Specification

SECTION 10 26 00 PROTECTIVE WALLCOVERING

PART 1 GENERAL

1.01 SECTION INCLUDES

Protective Wallcovering.

1.02 SUBMITTALS

- A. Comply with requirements of Section 01 33 00— Submittals.
- B. Product Data: Submit manufacturer's product data including installation instructions.
- C. Samples: Submit 7" x 9" (177.8mm x 228.6mm) sample of each type, thickness, color, and texture to be installed for Architect's approval.
- D. Certification: Submit manufacturer's certification indicating Protective Wallcovering meets specified requirements.
- E. Maintenance Instructions: Submit manufacturer's maintenance instructions for Protective Wallcovering.

1.03 QUALITY ASSURANCE

Installer Qualifications: Use installer experienced in the installation of Protective Wallcovering on projects of similar size and complexity.

1.04 DELIVERY, STORAGE, AND HANDLING

- A. Delivery: Deliver materials to site in manufacturer's original, unopened containers and packaging with labels clearly indicating manufacturer and material.
- B. Storage:
 1. Store materials indoors in a clean, dry area protected from damage and in accordance with manufacturer's instructions.
 2. Maintain storage temperature above 50°F (10°C).
 3. Store materials flat. Do not stand rolls or sheet on end.
- C. Handling: Protect materials during handling and installation to prevent damage.

1.05 ENVIRONMENTAL REQUIREMENTS

- A. Maintain constant minimum air temperature of 65°F (18°C) for a minimum of 48 hours before and during installation.
- B. Maintain wall temperature between 65°F and 85°F (18°C and 29°C) during installation.
- C. Do not expose walls to direct sunlight during or after installation.
- D. Do not install if relative humidity is greater than 80%.

PART 2 PRODUCTS

2.01 MANUFACTURER

Koroseal Wall Protection Systems,
A Division of RJF International Corporation.

2.02 PROTECTIVE WALLCOVERING

Koroseal "Korogard" Protective Wallcovering: Rigid high-impact Korogard substrate sheet.

1. Fire Rating: [Class I/A] [Class II/B] [Class III/C].
2. Thickness: Standard—[0.028" (0.71mm)] [0.040" (1.02mm)] [0.060" (1.52mm)]; Custom—[0.080" (2.03mm)] [0.125" (3.18mm)].
3. Color: Color to be selected by Architect from manufacturer's standard colors.
4. Texture: Standard-Haircell; Velour Matte, Level Haircell, Smooth Nap, Cashmere.

2.03 ADHESIVES

Furnish adhesives approved by Protective Wallcovering manufacturer.

2.04 ACCESSORIES

- A. Accessory Moldings: Furnish accessory moldings by Protective Wallcovering manufacturer to ensure accurate match of colors, dimensions, and physical properties.
- B. Caulk: Furnish color-matched caulk by Protective Wallcovering manufacturer to ensure accurate match of colors.

PART 3 EXECUTION

3.01 EXAMINATION

Inspect wall surfaces to receive Protective Wallcovering. Notify the Architect in writing if wall surfaces are not acceptable. Do not begin installation until unacceptable conditions have been corrected.

3.02 SURFACE PREPARATION

- A. Prepare walls in accordance with manufacturer's written instructions.
- B. Remove dust, dirt, grease, oil, loose paint, scale, and existing wallcovering.
- C. Resurface uneven wall surfaces and damaged walls.
- D. Seal walls with white prime seal.

3.03 INSTALLATION

- A. Install Protective Wallcovering to walls in accordance with manufacturer's written instructions.
- B. Allow Protective Wallcovering and adhesive to precondition for a minimum of 24 hours at a temperature between 65°F and 85°F (18°C and 29°C) before installation.
- C. Install sheets with texture running in the same direction for uniform appearance.

3.04 CLEANING

- A. Clean Protective Wallcovering in accordance with manufacturer's instructions.
- B. Remove excess adhesive and layout marks.



KOROGARD[®]
WALL PROTECTION SYSTEMS

800-628-0449 • www.korogard.com • Division 10 26 00