

Koroseal Wall Protection Systems Traffic Patterns® Wallcovering



**Chimayó-
Baked Clay**
TP-C521-43



**Manzanita-
Blue Spruce**
TP-Z221-77



**Matrix-
Bone**
TP-M121-24



**Mosaic
Marble-Jade**
TP-M421-82




**Muratone-
Fiesta**
TP-M621-68




**Raphael-
Bravado**
TP-H321-52



**Reynolds-
Mesquite**
TP-R621-53



**Soda-
Apple**
TP-D721-89



**Times Square-
Fifth Avenue**
TP-Q221-02

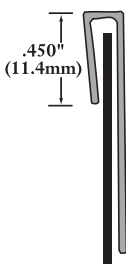


**Venetian Lacquer
-Burnished Gold**
TP-V821-09

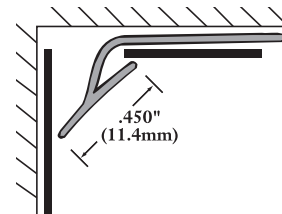
TRAFFIC PATTERNS Decorative Wallcovering is "the answer." Providing durable wall protection with aesthetic appeal, **TRAFFIC PATTERNS** offers the attractiveness and variety of **KOROSEAL®**, **VICRTEX®**, and **KOROSEAL® STUDIOS** wallcoverings. **TRAFFIC PATTERNS** is manufactured using a 21 oz. (osnaburg) fabric-backed **KOROSEAL**, **VICRTEX**, or **KOROSEAL STUDIOS** wallcovering laminated over a .020" (0.51mm) rigid acrylic/PVC backing capped with polyvinyl fluoride film. **TRAFFIC PATTERNS** is designed for use in light- to medium-abuse areas subject to soiling, marring, and scuffing. The finished thickness for **TRAFFIC PATTERNS** is .030" (0.76mm). **TRAFFIC PATTERNS** is available in the full range of **KOROSEAL**, **VICRTEX**, and **KOROSEAL STUDIOS** 21 oz. (osnaburg) fabric-backed wallcoverings.

TRAFFIC PATTERNS Wallcovering is chemical- and stain-resistant to prevent discoloration and surface damage from strong cleansing agents. All **TRAFFIC PATTERNS** Protective Wallcoverings are fire rated for Surface Burning Characteristics and meet national building code standards.

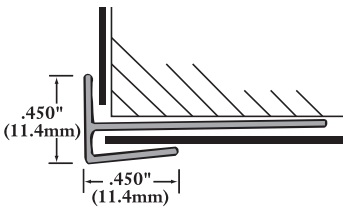
For more information on **TRAFFIC PATTERNS** Decorative Wallcovering, please call your local **KOROGARD®** distributor or 800-628-0449.



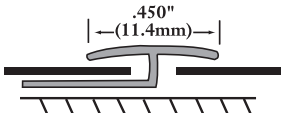
82 J-Molding



83 Inside Corner



85 Outside Corner



87/88 Divider Bar

Product Guide Specification

SECTION 10 26 00 PROTECTIVE WALLCOVERING

PART 1 GENERAL

1.01 SECTION INCLUDES

Protective Wallcovering.

1.02 SUBMITTALS

- A. Comply with requirements of Section 01 33 00—Submittals.
- B. Product Data: Submit manufacturer's product data including installation instructions.
- C. Samples: Submit 8" x 8" (203mm x 203mm) sample of each pattern to be installed for Architect's approval.
- D. Certification: Submit manufacturer's certification indicating Protective Wallcovering meets specified requirements.
- E. Maintenance Instructions: Submit manufacturer's maintenance instructions for Protective Wallcovering.

1.03 QUALITY ASSURANCE

Installer Qualifications: Use installer experienced in the installation of Protective Wallcovering on projects of similar size and complexity.

1.04 DELIVERY, STORAGE, AND HANDLING

- A. Delivery: Deliver materials to site in manufacturer's original, unopened containers and packaging, with labels clearly indicating manufacturer and material.
- B. Storage:
 1. Store materials indoors in a clean, dry area protected from damage and in accordance with manufacturer's instructions.
 2. Maintain storage temperature above 50°F (10°C).
 3. Store materials flat. Do not stand sheets on end.
- C. Handling: Protect materials during handling and installation to prevent damage.

1.05 ENVIRONMENTAL REQUIREMENTS

- A. Maintain constant minimum air temperature of 65°F (18°C) for a minimum of 48 hours before and during installation.
- B. Maintain wall temperature between 65°F and 85°F (18°C and 29°C) during installation.
- C. Do not expose walls to direct sunlight during or after installation.
- D. Do not install if relative humidity is greater than 80%.

PART 2 PRODUCTS

2.01 MANUFACTURER

Koroseal Wall Protection Systems,
A Division of RJF International Corporation.

2.02 PROTECTIVE WALLCOVERING

Koroseal "Traffic Patterns®" Protective Wallcovering: Decorative high-impact rigid vinyl sheet with polyvinyl fluoride film.

1. Fire Rating: Class I/A.
2. Size: 48" x 96" (1.22m x 2.44m) Standard Sheet.
3. Thickness: 0.030" (0.76mm).
4. Pattern: Pattern to be selected by Architect from manufacturer's pattern selection.
5. Texture: Mesa-S.

2.03 ADHESIVES

Furnish adhesives approved by Protective Wallcovering manufacturer.

2.04 ACCESSORIES

- A. Accessory Moldings: Furnish accessory molding by Protective Wallcovering manufacturer. Moldings shall be of a complementing solid color from manufacturer's standard selection.
- B. Caulk: Furnish colored caulk by Protective Wallcovering manufacturer. Caulk shall be of a complementing solid color from manufacturer's standard selection.

PART 3 EXECUTION

3.01 EXAMINATION

Inspect wall surfaces to receive Protective Wallcovering. Notify the Architect in writing if wall surfaces are not acceptable. Do not begin installation until unacceptable conditions have been corrected.

3.02 SURFACE PREPARATION

- A. Prepare walls in accordance with manufacturer's written instructions.
- B. Remove dust, dirt, grease, oil, loose paint, scale, and existing wallcovering.
- C. Resurface uneven wall surfaces and damaged walls.

3.03 INSTALLATION

- A. Install Protective Wallcovering to walls in accordance with manufacturer's written instructions.
- B. Allow Protective Wallcovering and adhesive to precondition for a minimum of 24 hours at a temperature between 65°F and 85°F (18°C and 29°C) before installation.
- C. Install sheets with texture running in the same direction for uniform appearance.

3.04 CLEANING

- A. Clean Protective Wallcovering in accordance with manufacturer's instructions.
- B. Remove excess adhesive and layout marks.



KOROGARD®
WALL PROTECTION SYSTEMS

800-628-0449 • www.korogard.com • Division 10 26 00